

7th ESG Conference

May 7, 2025 | Rolf Woller – Head of Group Treasury & Investor Relations

Disclaimer

The following presentations as well as remarks/comments and explanations in this context contain forward-looking statements on the business development of the Volkswagen Group. These statements are based on assumptions relating to the development of the economic, political and legal environment in individual countries, economic regions and markets, and in particular for the automotive industry, which we have made on the basis of the information available to us and which we consider to be realistic at the time of going to press. The estimates given entail a degree of risk, and actual developments may differ from those forecast.

All figures are rounded, so minor discrepancies may arise from addition of these amounts.

Any changes in significant parameters relating to our key sales markets, or any significant shifts in exchange rates, energy and other commodities or the supply with parts relevant to the Volkswagen Group will have a corresponding effect on the development of our business. In addition, there may also be departures from our expected business development if the assessments of the factors influencing sustainable value enhancement and of risks and opportunities presented develop in a way other than we are currently expecting, or if additional risks and opportunities or other factors emerge that affect the development of our business.

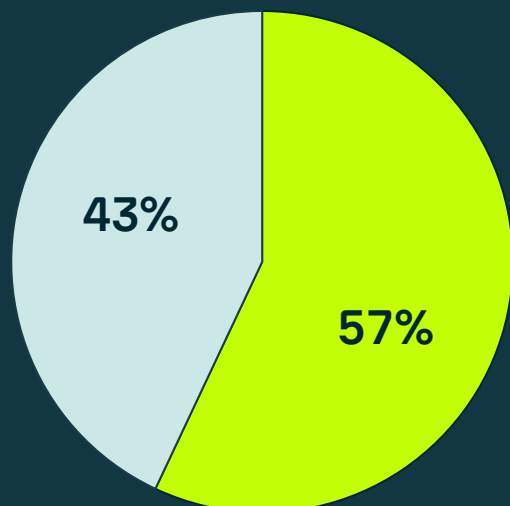
We do not update forward-looking statements retrospectively. Such statements are valid on the date of publication and can be superseded.

This information does not constitute an offer to exchange or sell or an offer to exchange or buy any securities.

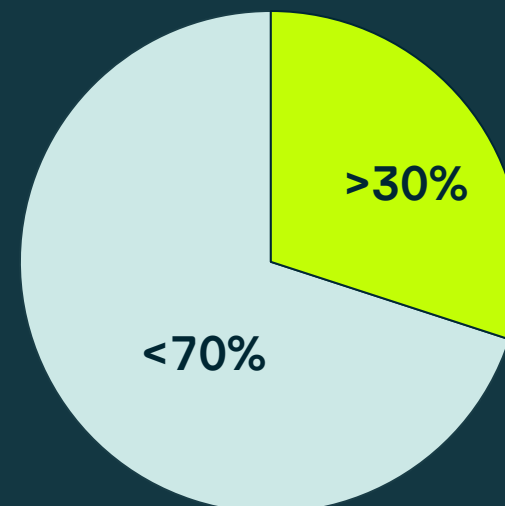
Green Finance

Volkswagen Group is shaping its sustainable financing

Share of **Green Bonds** in 2024



Share of **Green Bonds** in 2025E¹



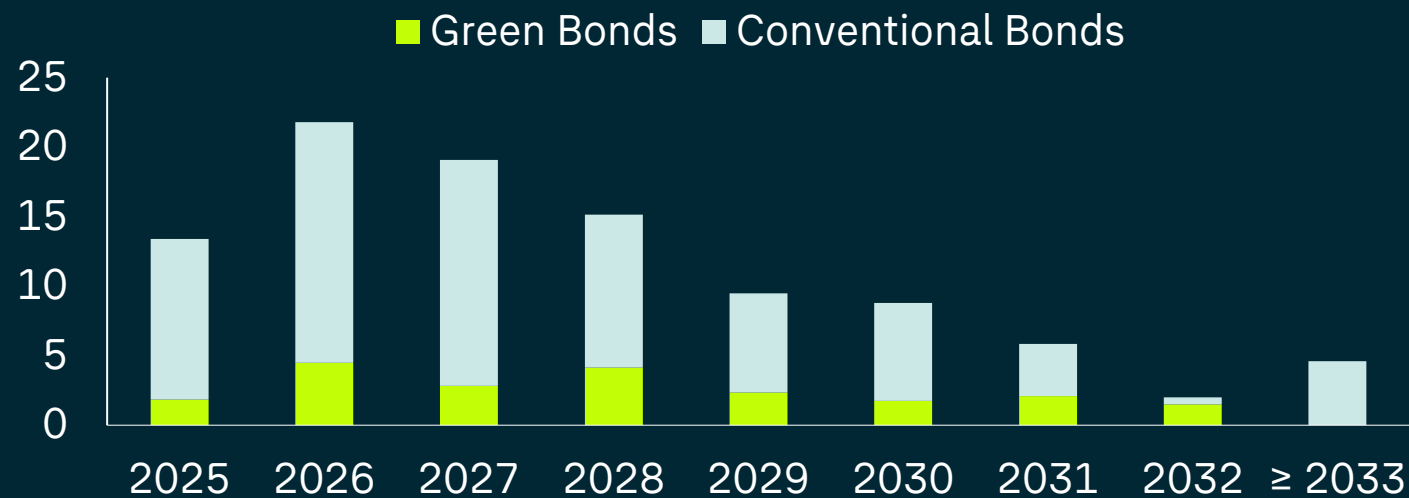
We achieved a share of well over 30% of green bonds issued in 2024 and plan to exceed 30% again in 2025

1. Includes all currently planned bonds from the Volkswagen Automotive Division and Financial Services Division for 2025, as of 04/25.

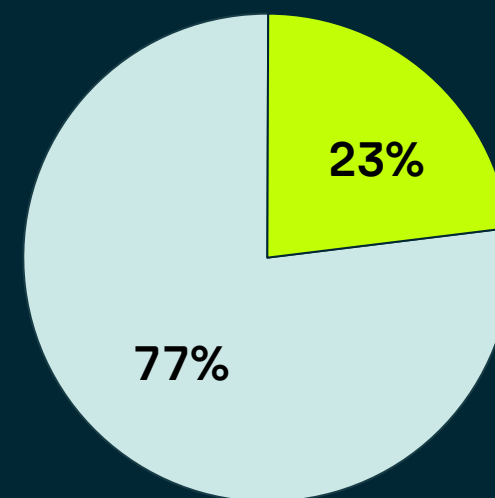
Green Finance

Volkswagen Group is shaping its sustainable financing

Bond Maturity Profile¹ (EUR equivalent)



Share of **Green Bonds**¹

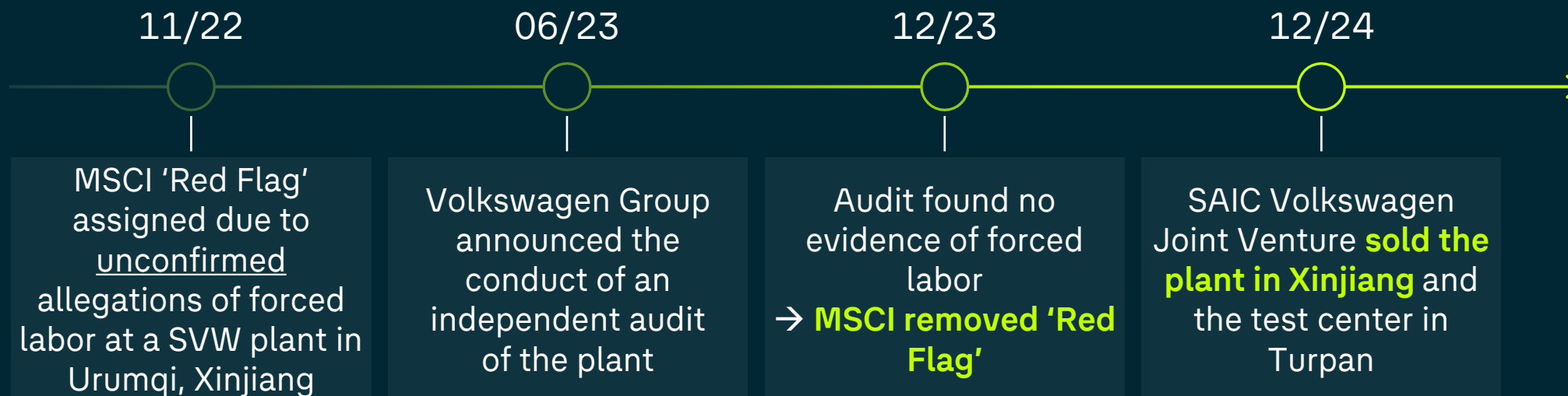


We are **on track to reach our 2030 target** by issuing at least **30% of our outstanding bond volume as green bonds²**

1. Includes all outstanding bonds from the Volkswagen Automotive Division (hybrids shown on first call dates) and Financial Services Division, as of 04/25.

2. Target based on the current EU Taxonomy framework.

Xinjiang plant sold



We **actively engaged** with rating agencies, investors, and other stakeholders and **addressed key issues with full transparency!**

Further Information available on our website...



Green Finance Report 2024

The report on progress and results of our sustainable financing strategy. It builds on the Green Finance Framework introduced in 2022.



Sustainability report 2024

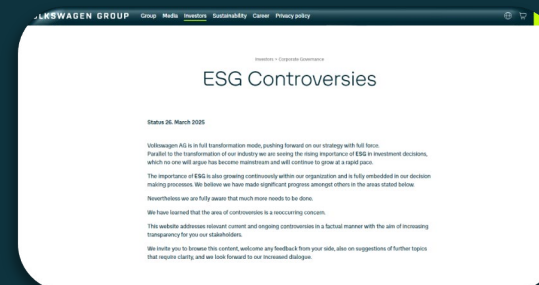
The report is part of the annual report start reading p 228 ff.

View of "Indicators applicable to Investments in Investee companies" VOLKSWAGEN GROUP

Indicator	Reporting Method	Indicator Type	Materiality	Target	Actual	Weight	Weighted Score	Weighted Score (Target)	Weighted Score (Actual)	Weighted Score (Target)	Weighted Score (Actual)
1	ESG	Environmental	Climate Change	Carbon Footprint	1000	1000	1000	1000	1000	1000	1000
2	ESG	Environmental	Climate Change	Greenhouse Gas Emissions	1000	1000	1000	1000	1000	1000	1000
3	ESG	Environmental	Climate Change	Water Consumption	1000	1000	1000	1000	1000	1000	1000
4	ESG	Environmental	Climate Change	Waste Management	1000	1000	1000	1000	1000	1000	1000
5	ESG	Environmental	Climate Change	Energy Consumption	1000	1000	1000	1000	1000	1000	1000
6	ESG	Environmental	Climate Change	Renewable Energy	1000	1000	1000	1000	1000	1000	1000
7	ESG	Environmental	Climate Change	Energy Efficiency	1000	1000	1000	1000	1000	1000	1000
8	ESG	Environmental	Climate Change	Energy Intensity	1000	1000	1000	1000	1000	1000	1000
9	ESG	Environmental	Climate Change	Energy Intensity	1000	1000	1000	1000	1000	1000	1000
10	ESG	Environmental	Climate Change	Energy Intensity	1000	1000	1000	1000	1000	1000	1000
11	ESG	Environmental	Climate Change	Energy Intensity	1000	1000	1000	1000	1000	1000	1000
12	ESG	Environmental	Climate Change	Energy Intensity	1000	1000	1000	1000	1000	1000	1000
13	ESG	Environmental	Climate Change	Energy Intensity	1000	1000	1000	1000	1000	1000	1000
14	ESG	Environmental	Climate Change	Energy Intensity	1000	1000	1000	1000	1000	1000	1000
15	ESG	Environmental	Climate Change	Energy Intensity	1000	1000	1000	1000	1000	1000	1000
16	ESG	Environmental	Climate Change	Energy Intensity	1000	1000	1000	1000	1000	1000	1000
17	ESG	Environmental	Climate Change	Energy Intensity	1000	1000	1000	1000	1000	1000	1000
18	ESG	Environmental	Climate Change	Energy Intensity	1000	1000	1000	1000	1000	1000	1000
19	ESG	Environmental	Climate Change	Energy Intensity	1000	1000	1000	1000	1000	1000	1000
20	ESG	Environmental	Climate Change	Energy Intensity	1000	1000	1000	1000	1000	1000	1000
21	ESG	Environmental	Climate Change	Energy Intensity	1000	1000	1000	1000	1000	1000	1000
22	ESG	Environmental	Climate Change	Energy Intensity	1000	1000	1000	1000	1000	1000	1000
23	ESG	Environmental	Climate Change	Energy Intensity	1000	1000	1000	1000	1000	1000	1000
24	ESG	Environmental	Climate Change	Energy Intensity	1000	1000	1000	1000	1000	1000	1000
25	ESG	Environmental	Climate Change	Energy Intensity	1000	1000	1000	1000	1000	1000	1000
26	ESG	Environmental	Climate Change	Energy Intensity	1000	1000	1000	1000	1000	1000	1000
27	ESG	Environmental	Climate Change	Energy Intensity	1000	1000	1000	1000	1000	1000	1000
28	ESG	Environmental	Climate Change	Energy Intensity	1000	1000	1000	1000	1000	1000	1000
29	ESG	Environmental	Climate Change	Energy Intensity	1000	1000	1000	1000	1000	1000	1000
30	ESG	Environmental	Climate Change	Energy Intensity	1000	1000	1000	1000	1000	1000	1000
31	ESG	Environmental	Climate Change	Energy Intensity	1000	1000	1000	1000	1000	1000	1000
32	ESG	Environmental	Climate Change	Energy Intensity	1000	1000	1000	1000	1000	1000	1000
33	ESG	Environmental	Climate Change	Energy Intensity	1000	1000	1000	1000	1000	1000	1000
34	ESG	Environmental	Climate Change	Energy Intensity	1000	1000	1000	1000	1000	1000	1000
35	ESG	Environmental	Climate Change	Energy Intensity	1000	1000	1000	1000	1000	1000	1000
36	ESG	Environmental	Climate Change	Energy Intensity	1000	1000	1000	1000	1000	1000	1000
37	ESG	Environmental	Climate Change	Energy Intensity	1000	1000	1000	1000	1000	1000	1000
38	ESG	Environmental	Climate Change	Energy Intensity	1000	1000	1000	1000	1000	1000	1000
39	ESG	Environmental	Climate Change	Energy Intensity	1000	1000	1000	1000	1000	1000	1000
40	ESG	Environmental	Climate Change	Energy Intensity	1000	1000	1000	1000	1000	1000	1000
41	ESG	Environmental	Climate Change	Energy Intensity	1000	1000	1000	1000	1000	1000	1000
42	ESG	Environmental	Climate Change	Energy Intensity	1000	1000	1000	1000	1000	1000	1000
43	ESG	Environmental	Climate Change	Energy Intensity	1000	1000	1000	1000	1000	1000	1000
44	ESG	Environmental	Climate Change	Energy Intensity	1000	1000	1000	1000	1000	1000	1000
45	ESG	Environmental	Climate Change	Energy Intensity	1000	1000	1000	1000	1000	1000	1000
46	ESG	Environmental	Climate Change	Energy Intensity	1000	1000	1000	1000	1000	1000	1000
47	ESG	Environmental	Climate Change	Energy Intensity	1000	1000	1000	1000	1000	1000	1000
48	ESG	Environmental	Climate Change	Energy Intensity	1000	1000	1000	1000	1000	1000	1000
49	ESG	Environmental	Climate Change	Energy Intensity	1000	1000	1000	1000	1000	1000	1000
50	ESG	Environmental	Climate Change	Energy Intensity	1000	1000	1000	1000	1000	1000	1000

ESG Figs and PAI Indicators

ESG indicators reflect the Volkswagen Group's measurable performance and progress on environmental, social and governance matters.



ESG Controversies

Here we actively report on ongoing controversies in a factual and transparent manner.

...to enhance transparency for our stakeholders

VOLKSWAGEN GROUP