


VOLKSWAGEN

AKTIENGESELLSCHAFT



Challenge Electromobility

Barclays Future Powertrain Symposium
Dr. Tobias Lösche-ter Horst

3rd July 2015; London

Disclaimer

The following presentations contain forward-looking statements and information on the business development of the Volkswagen Group. These statements may be spoken or written and can be recognized by terms such as “expects”, “anticipates”, “intends”, “plans”, “believes”, “seeks”, “estimates”, “will” or words with similar meaning. These statements are based on assumptions relating to the development of the economies of individual countries, and in particular of the automotive industry, which we have made on the basis of the information available to us and which we consider to be realistic at the time of going to press. The estimates given involve a degree of risk, and the actual developments may differ from those forecast.

Consequently, any unexpected fall in demand or economic stagnation in our key sales markets, such as in Western Europe (and especially Germany) or in the USA, Brazil or China, will have a corresponding impact on the development of our business. The same applies in the event of a significant shift in current exchange rates relative to the US dollar, sterling, yen, Brazilian real, Chinese renminbi and Czech koruna.


If any of these or other risks occur, or if the assumptions underlying any of these statements prove incorrect, the actual results may significantly differ from those expressed or implied by such statements.

We do not update forward-looking statements retrospectively. Such statements are valid on the date of publication and can be superseded.

This information does not constitute an offer to exchange or sell or an offer to exchange or buy any securities.



The brands - our Customers



Value creation in the automotive industry is undergoing change



Climate change
CO₂ emissions
Urbanization
Sustainability
E-mobility
Battery technology
Peak Oil
Lithium-ion
Major cities
Connected Car
Car sharing
Hydrogen
Downsizing
Digitalization
Plug-In-hybrid



Challenge no. 1: Reduction of CO₂ emissions



Europe



China



USA

Regulation for fleet
CO₂ emissions



2020
95 g CO₂/km

as of 2025
to be defined

Draft fleet fuel economy
legislation (Phase IV)



2020
5 l/100 km

as of 2025
«5 l/100 km

Greenhouse Gas II



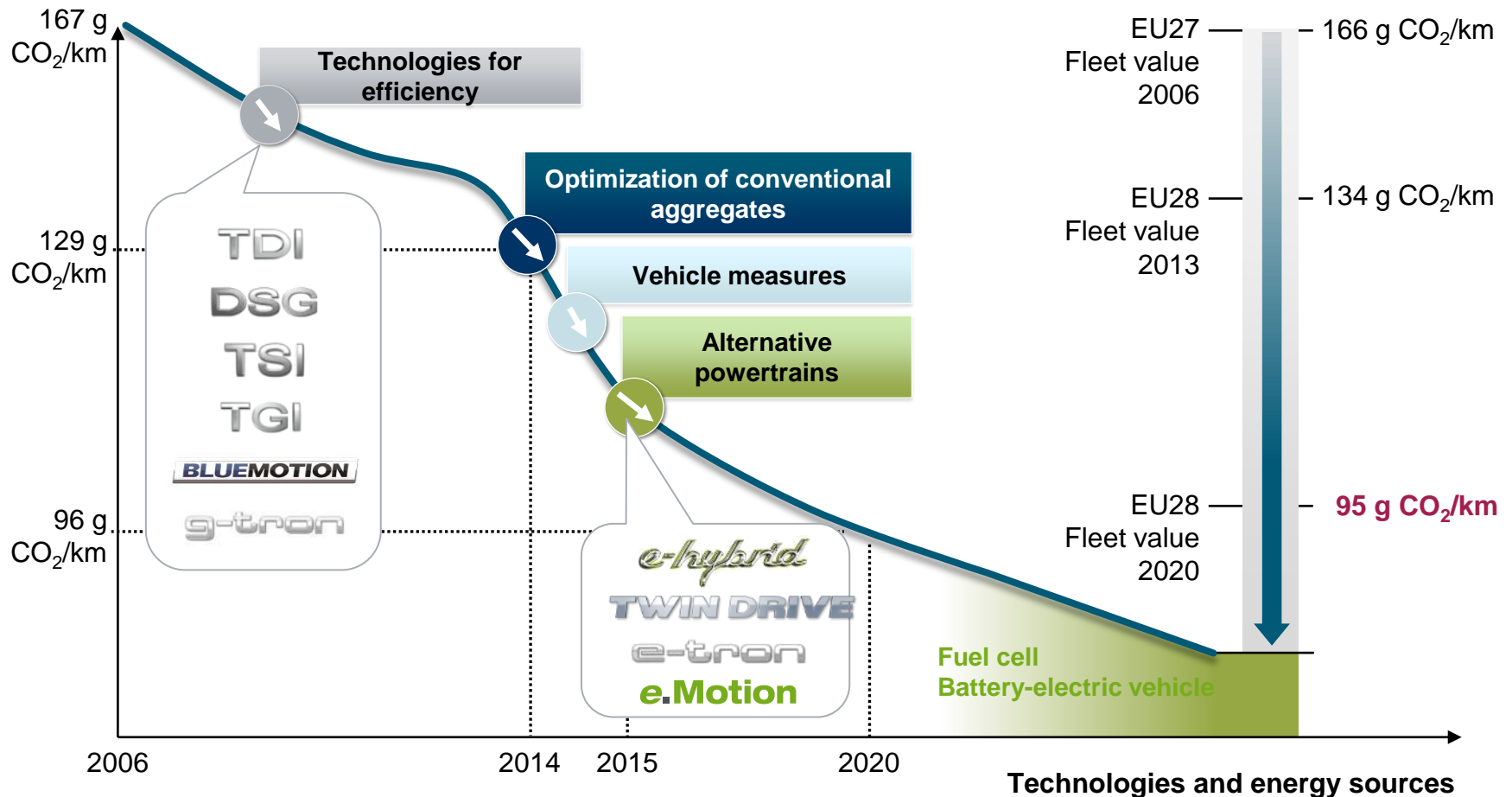
2020
125 g CO₂/km

2025
101 g CO₂/km

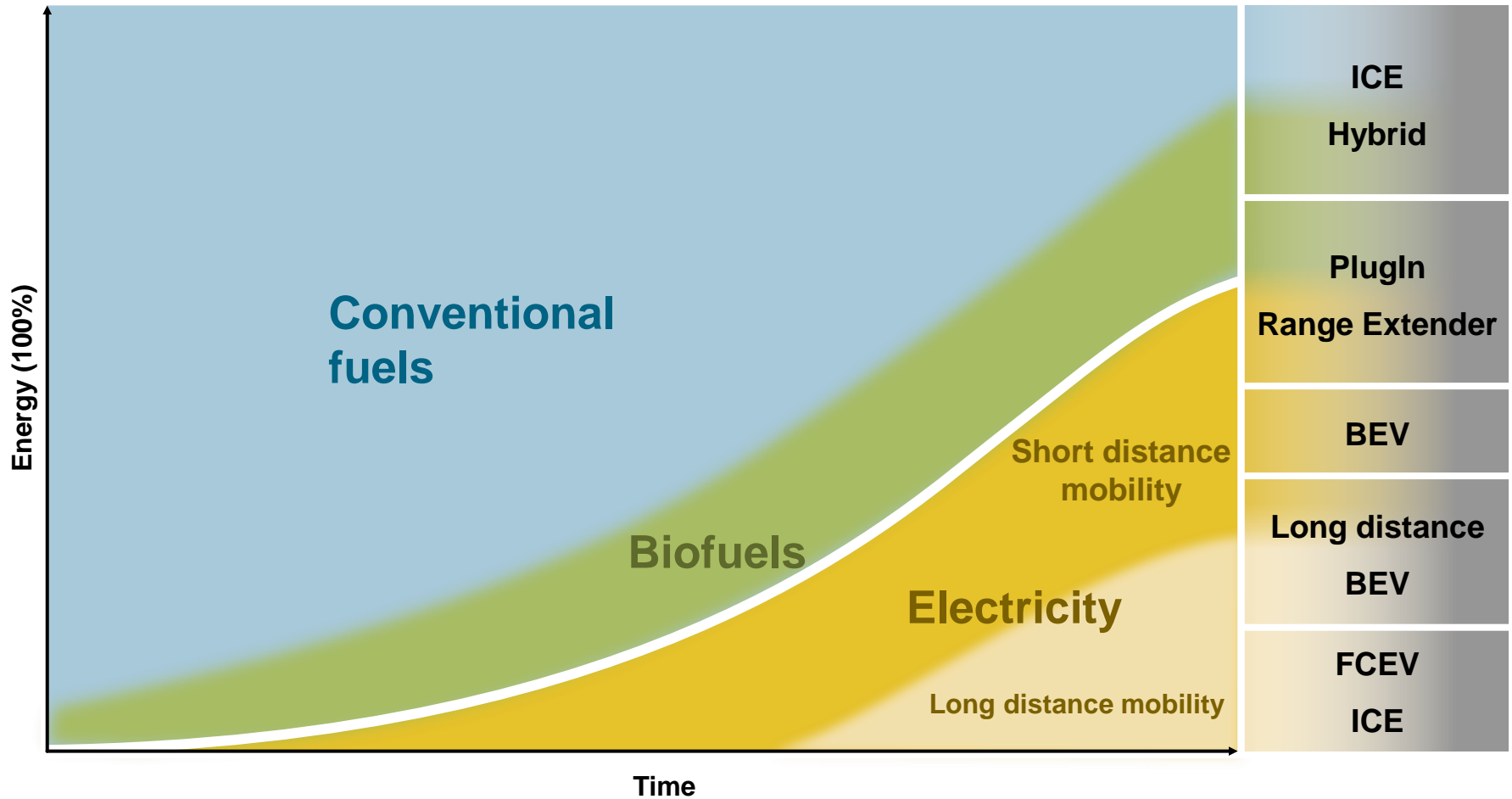


CO₂ trend in the Volkswagen Group

CO₂ emissions
VW group



Possible Evolution of Sustainable Energy for the Automotive Sector



Mobility in Urban Areas



e-Golf

Technical Data

Maximum speed: 140 km/h

Electric motor: 85 kW

Torque: 270 Nm

Consumption, NEDC: 12.7 kWh/100 km

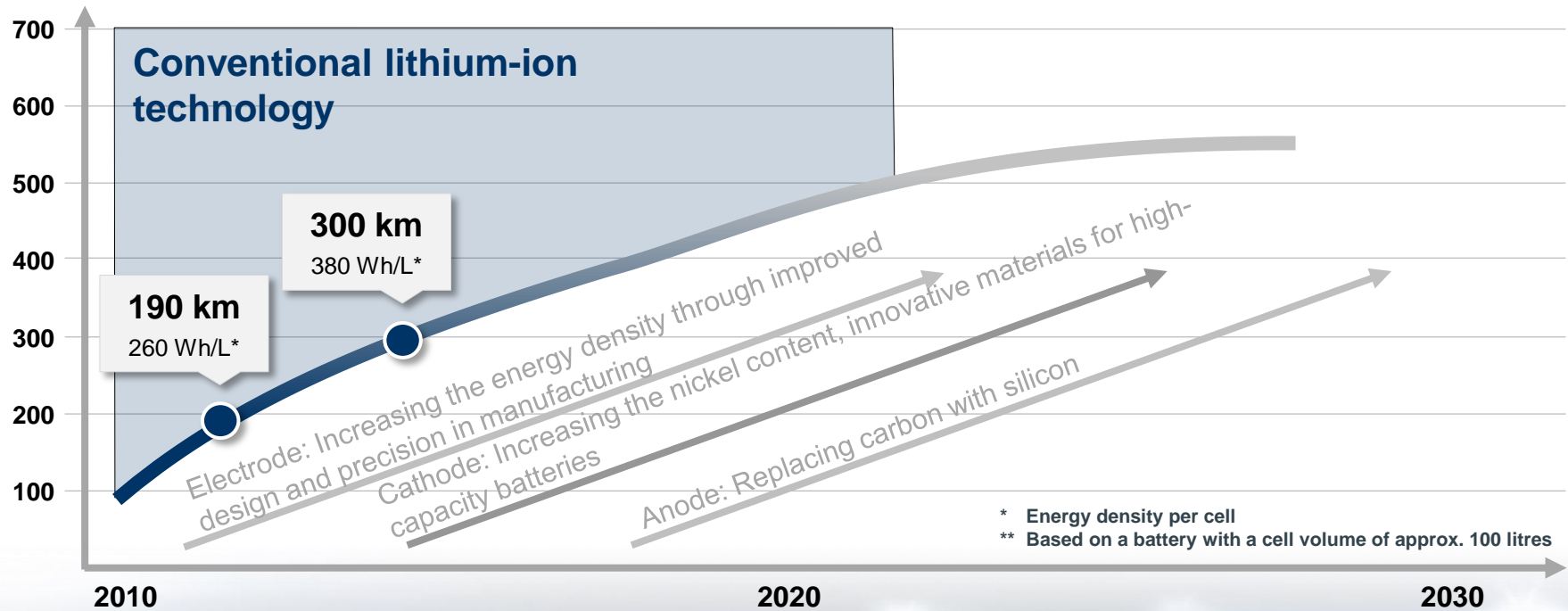
Electrical range (NEDC): 190 km

Energy content battery 24.2 kWh



Lithium-ion battery: Roadmap for high-energy batteries

All-electric range in km **



Timescale research level

Challenges of Charging

Charging capacity

HV-batteries with high energy content require higher charging capacities.



Operation

Economic efficiency of operation of charging stations



Regenerative energy

Further expansion of CO₂-neutral mobility



Charging infrastructure

Extensive provision of charging stations



Charging interface

Worldwide standardization of the charging plug



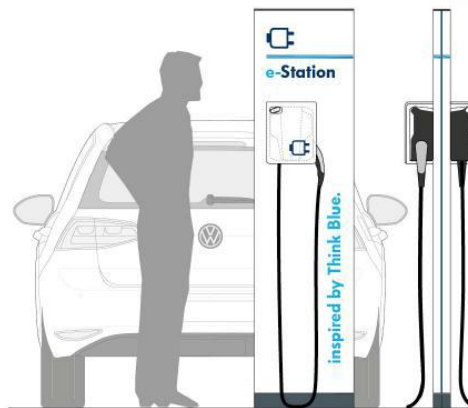
Charging comfort

Automatic charging via induction



Access charging station

Standardized authentication and billing



Long-Range Mobility



CO₂ measures – research activities

Engine efficiency measures

- Extreme pressure injection
- Combined motor charging
- Variable valve train
- Variable compression
- Cylinder deactivation
- Downspeeding
- Reducing friction
- Alternative materials
- Optimized lightweight construction
- Coating

Direct shift gearbox

- Ratio
- Efficiency
- Starting performance
- Low rotational speed concepts

Drivetrain

- Thermal management
- Use of exhaust gas heat
- Micro Hybridization



Highly electrified solutions for individual mobility



Passat Variant GTE

Technical Data

Maximum speed: 225 km/h

Fuel consumption, combined: 1.6 l/100 km

CO₂ emissions, combined: 37 g/km

Electrical range (NEDC): 50 km


Range in total (NEDC): 1,091 km

Unloaded weight: 1,660 kg



Advantages of the parallel hybrid concept

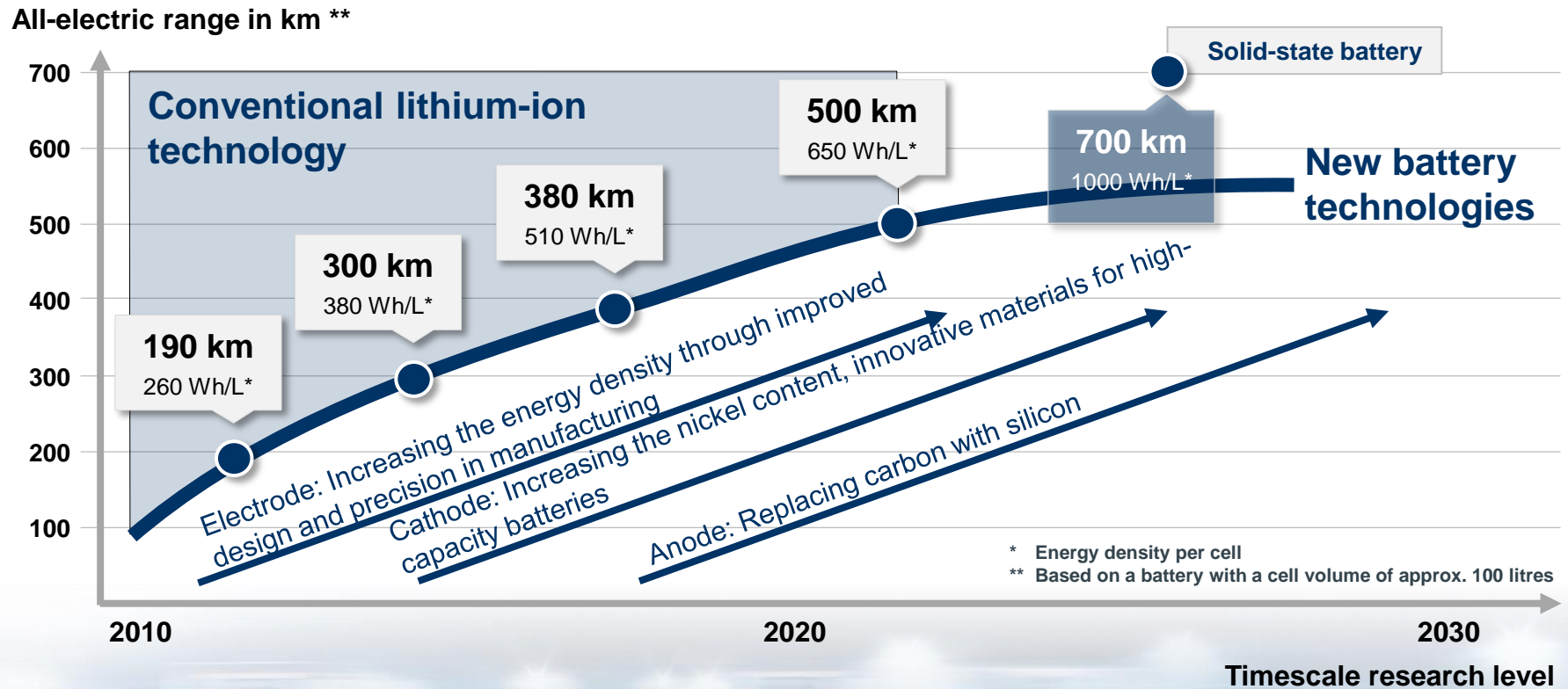
- High fuel-saving potential
- Sporty driving performance
- Repeatable driving properties
- Module capability
- E-traction module
- Scalability
- Degree of electrification
- Mild- / Full- / Plug-In Hybrid
- TDI®, TSI®, DSG®
- Modularity of powertrain components



Long-Range Electromobility



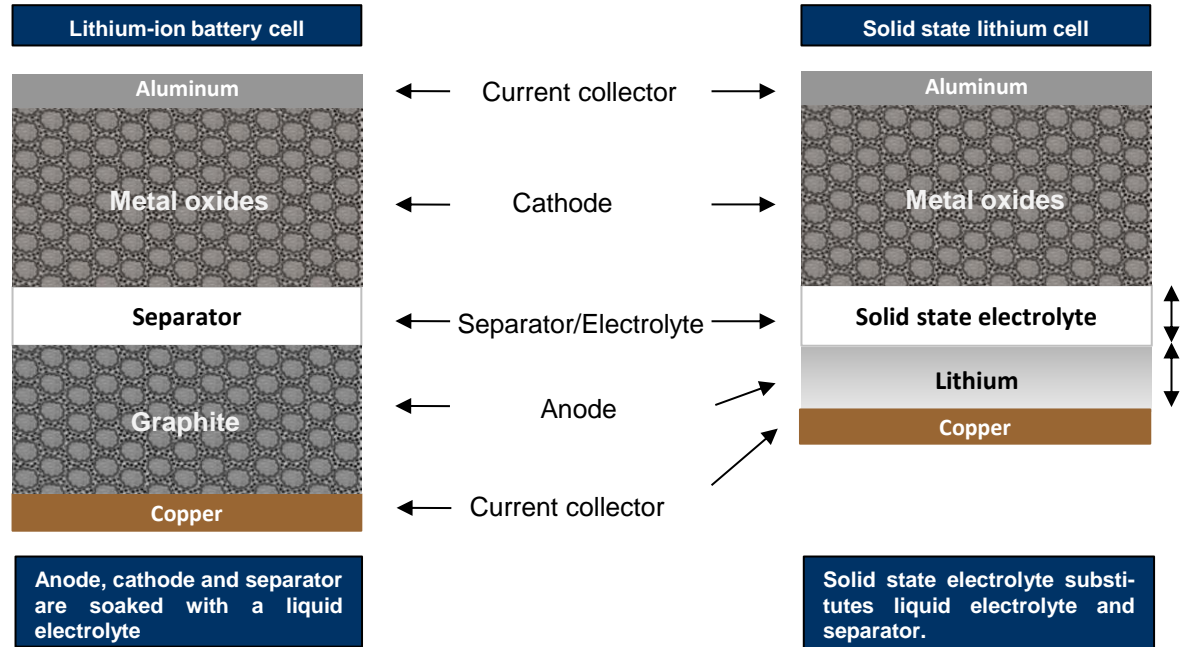
Beyond lithium-ion battery: Solid state battery



Battery with solid-state electrolyte

Technological leap:

- Higher energy densities compared to lithium-ion-technology
- Better safety
- Compact design



Challenges:

Materials:

- Bad ionic conductivity in the solid-state electrolyte
- High volume change between charged and discharged cell
- Lower efficiency

Processes:

- Complicated processing of the layers
- Ensuring the atomic scale of the interphase morphology
- High costs



Fuel cell




Audi A7 Sportback
h-tron quattro

Volkswagen NMS
HyMotion



HyMotion4 – two vehicle concepts with one fuel-cell system

Fourth generation of fuel cell vehicles in Volkswagen Group research



Volkswagen NMS HyMotion

E-machine:	100 kW
v_{max} :	160 km/h
0-100 km/h:	12 sec
Range:	420 km
Battery:	1.1 kWh

HyMotion 4
Performance: 80 kW

Audi A7 Sportback h-tron quattro

E-machine:	2 x 85 kW
v_{max} :	180 km/h
0-100 km/h:	8 sec
Range:	> 500 km
Battery:	9.5 kWh



Challenges of fuel-cell technology

- Simplification of system complexity
- Ensuring life-time requirement
- Reduction of costs
- Development of a supplier landscape
- Regeneratively produced hydrogen
- Extensive provision of filling station infrastructure



Electric vehicles – challenge filling time

Petrol

Pump:

27,000 kW
(approx. 50 dm³/min)




➔ **1,000 km/min**

Electricity

3 x 230V:

10 kW
(three-phase current)



➔ **1 km/min**

Hydrogen

Filling station

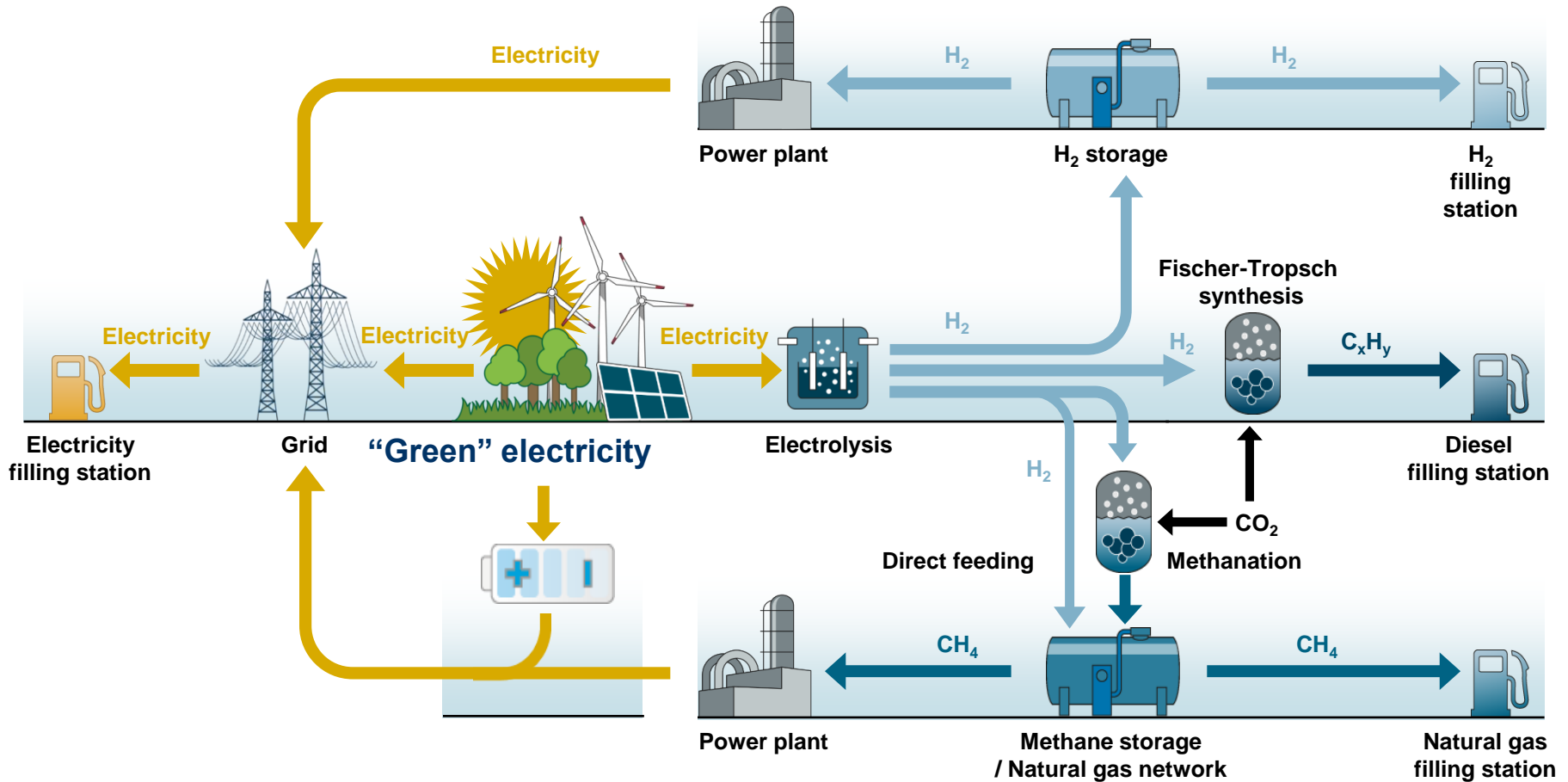
2,000 kW
(approx. 1 kg/min)



➔ **100 km/min**



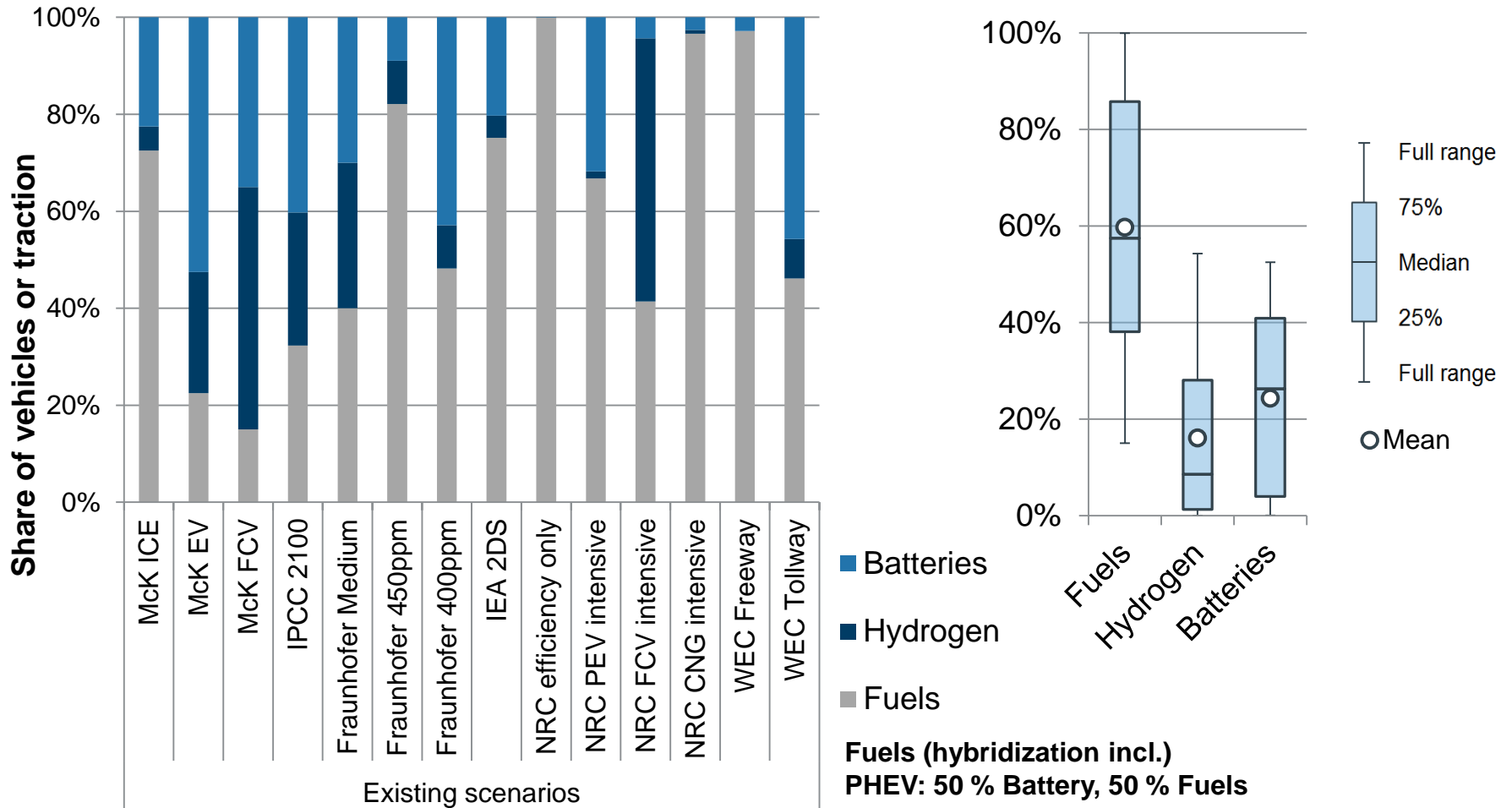
Options for storing and using „green“ electricity



The question after future vehicle concepts can only be answered in context with future energy solutions of the energy sector.

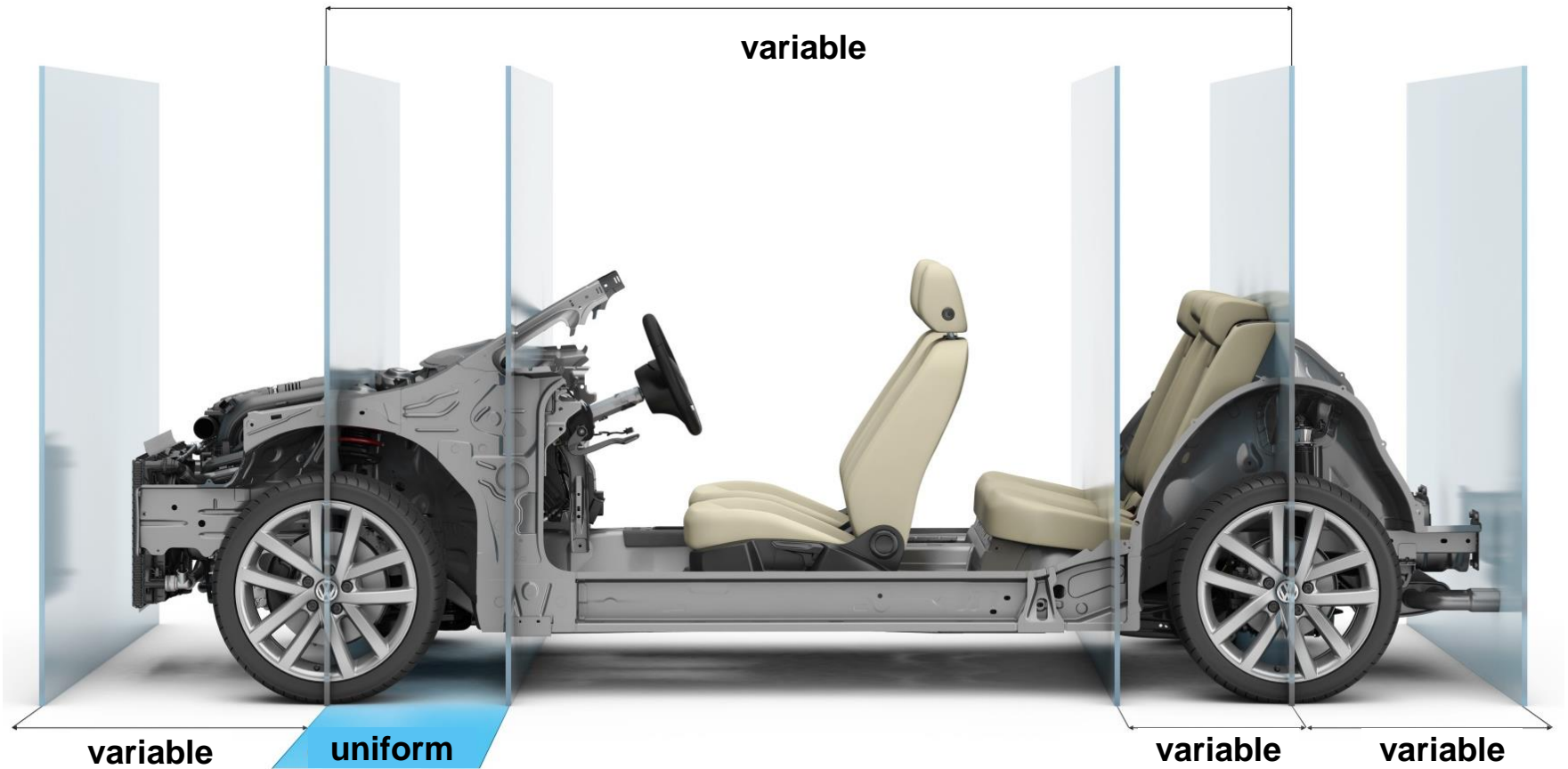


Mobility scenarios for 2050

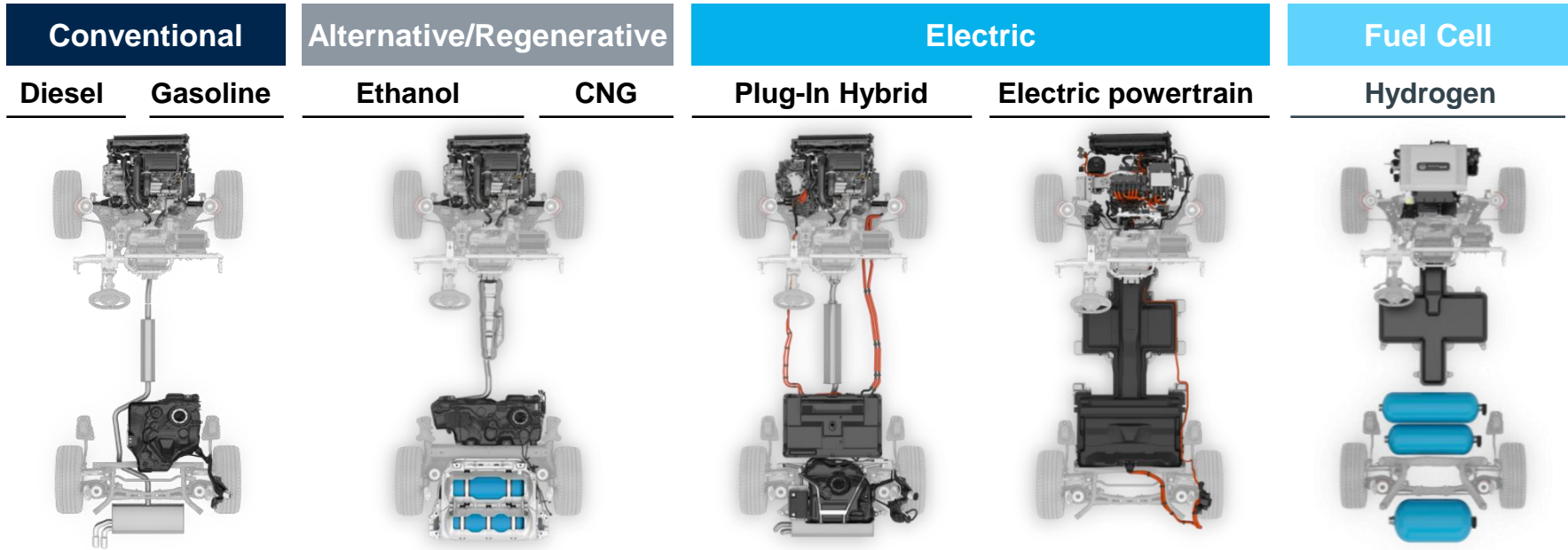


Quelle: McKinsey & Company (2010), Palzer & Henning (2014), IPCC (2014), Schade et. Al. (2010), IEA (2012), NRC (2013), WEC (2011)

Basic architecture of MQB



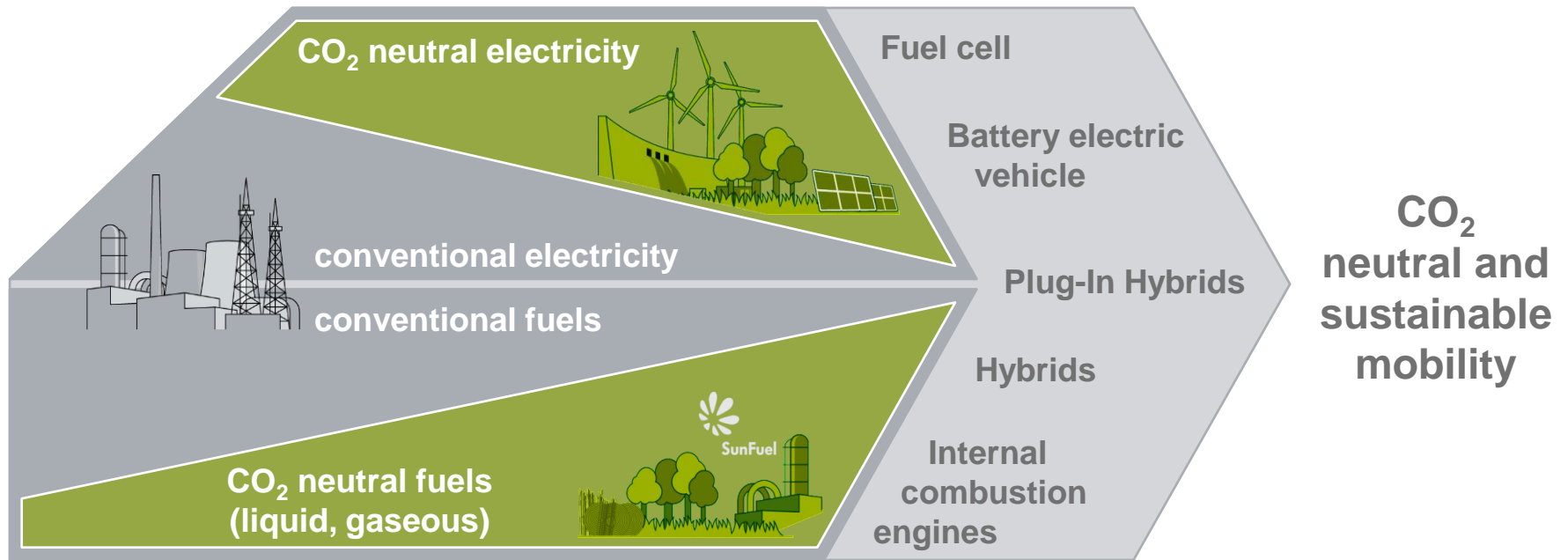
Powertrains of MQB



Use of diferent powertrains in different segments and brands possible



Coexistence of propulsion systems





Thank you!

