

# VOLKSWAGEN

AKTIENGESELLSCHAFT



*moving*  
progress

ANNUAL GENERAL MEETING

*2015*

Record 2014

**“The Volkswagen Group stands for  
real value and  
reliability”**

# > 150,000

orders for the new Volkswagen Passat  
since market launch in Europe



# 7 models

in the Group with plug-in hybrid –  
from compact to sportscar



**+10.5%**

**Audi brand deliveries in 2014**



# 3.7 million

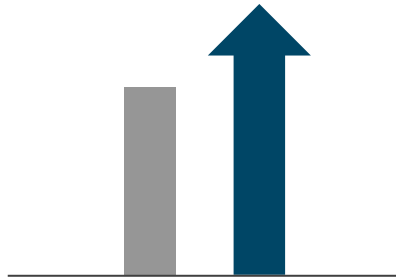
Group deliveries in China in 2014 –  
12.4 percent increase



## Volkswagen Group: Key figures 2014

**10.1** million

---

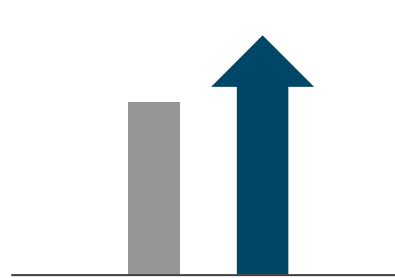


deliveries (units)

**+4.2%**  
y-o-y

**€ 202** billion

---

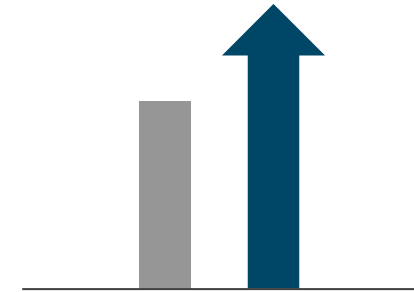


sales revenue

**+2.8%**  
y-o-y

**€ 12.7** billion

---

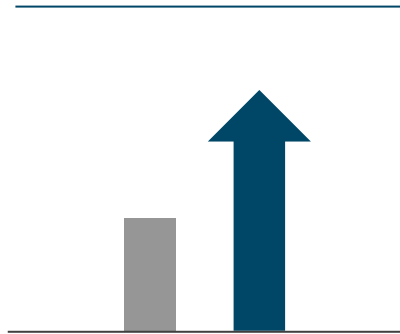


operating profit

**+8.8%**  
y-o-y

## Volkswagen Group: Our success story since 2007

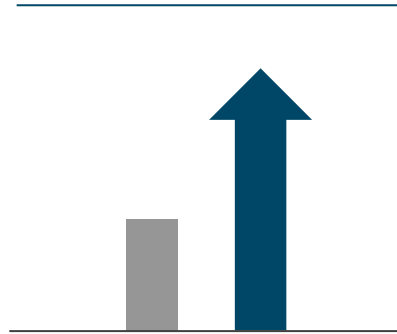
+64%



deliveries (units)

2007	2014
<b>6.2</b>	<b>10.1</b>
million	million

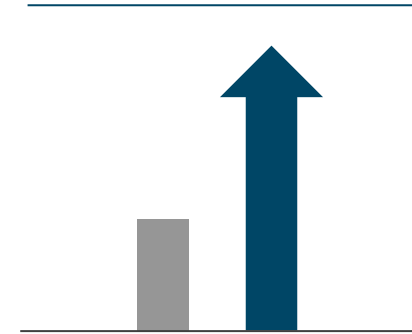
+86%



sales revenue

2007	2014
<b>109</b>	<b>202</b>
€ billion	€ billion

+106%



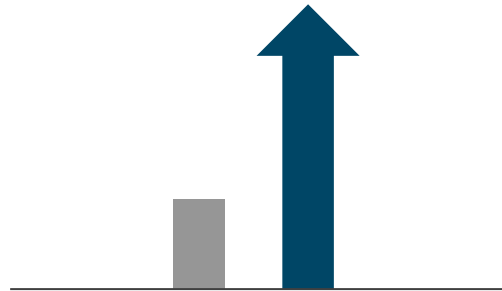
operating profit

2007	2014
<b>6.2</b>	<b>12.7</b>
€ billion	€ billion



## Volkswagen Group: High earning power incl. China (incl. proportionate operating profit of Chinese Joint Ventures)

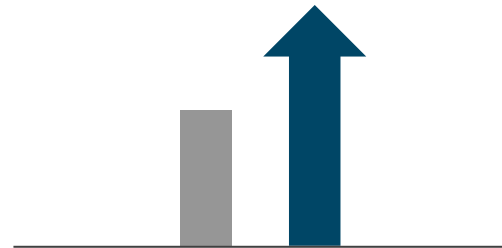
**+15.7 % p.a.**



operating profit (incl. Chinese JVs)

2007	2014
<b>6.4</b>	<b>17.9</b>
€ billion	€ billion

**+7.3 % p.a.**



deliveries (units)

2007	2014
<b>6.2</b>	<b>10.1</b>
million	million



€ **5** billion

**sustainable, annual effect for the  
Volkswagen brand by 2017**

# USA

SUV offensive of the Volkswagen brand



9.2%

operating return on profit of Scania in 2014



Outlook 2015

**“The Volkswagen Group is taking the**

**next step**

**on its way to the top”**

# 50

**new models, successors and upgrades  
in 2015**



> 7 million

vehicles based on the MQB per year  
as of 2018



# Global Champion

in commercial vehicles business regarding  
profitability, innovation and customer  
satisfaction





## Key Figures Q1

	2014	January - March 2015	absolute	change y-o-y in %
<b>Volkswagen Group:</b>				
Deliveries to customers (thousand units)	2,443	2,487	45	+1.8
Sales Revenue (€ million )	47,831	52,735	4,904	+10.3
Operating Profit (€ million )	2,855	3,328	473	+16.6

Future Tracks

**“We are now laying the groundwork for the  
long-term success  
of the Volkswagen Group”**

€ **11.5** billion

spent by the Volkswagen Group on  
research and development in 2014



# VOLKSWAGEN

AKTIENGESELLSCHAFT



## Future Tracks: Our compass for qualitative growth

future trends



electro mobility



digitization



business models



product cycles



automated driving

profitability



## Volkswagen Group



VOLKSWAGEN FINANCIAL SERVICES  
THE KEY TO MOBILITY

# No. 1

for pure-play electric vehicles and  
plug-in hybrids in Germany



# 450 km

electric range of the new Audi R8 e-tron



up to **40**

Group models can be electrified thanks to  
our toolkits



# 2005

“Stanley” research vehicle wins the DARPA challenge






# 60 km/h

speed of the next Audi A8 in piloted mode  
from 2017



# Industry 4.0

humans and robots work hand in hand



# 500

commuters test "Intelligent Mobility"  
in the Wolfsburg area



# up to 10%

fuel savings for MAN and Scania customers  
through telematics services



**VOLKSWAGEN**

AKTIENGESELLSCHAFT

**HAUPTVERSAMMLUNG**  
**ANNUAL GENERAL MEETING**  
*2015*